

A step-by-step guide on submitting a Full Manuscript (Full Paper or Extended Abstract) and registering to ICONHIC2022

Submit a new Full Manuscript (Full Paper or Extended Abstract) to ICONHIC2022

1. Click on the link (<https://www.eventora.com/en/Events/ICONHIC2021/Submissions/Create>). You will be redirected to **eventora.com**.
2. Sign up to **eventora.com**. Please use your email account. You will be prompted to provide your name, surname, and create a password. In case you already hold an **eventora.com** account, you can log in using your credentials (email and password). A screen like the one in **Error! Reference source not found.** will pop up. You can change the language on the upper right of the screen, next to the account name. Please opt for 'EN (English)', as these instructions are targeted to the English version of **eventora.com**.

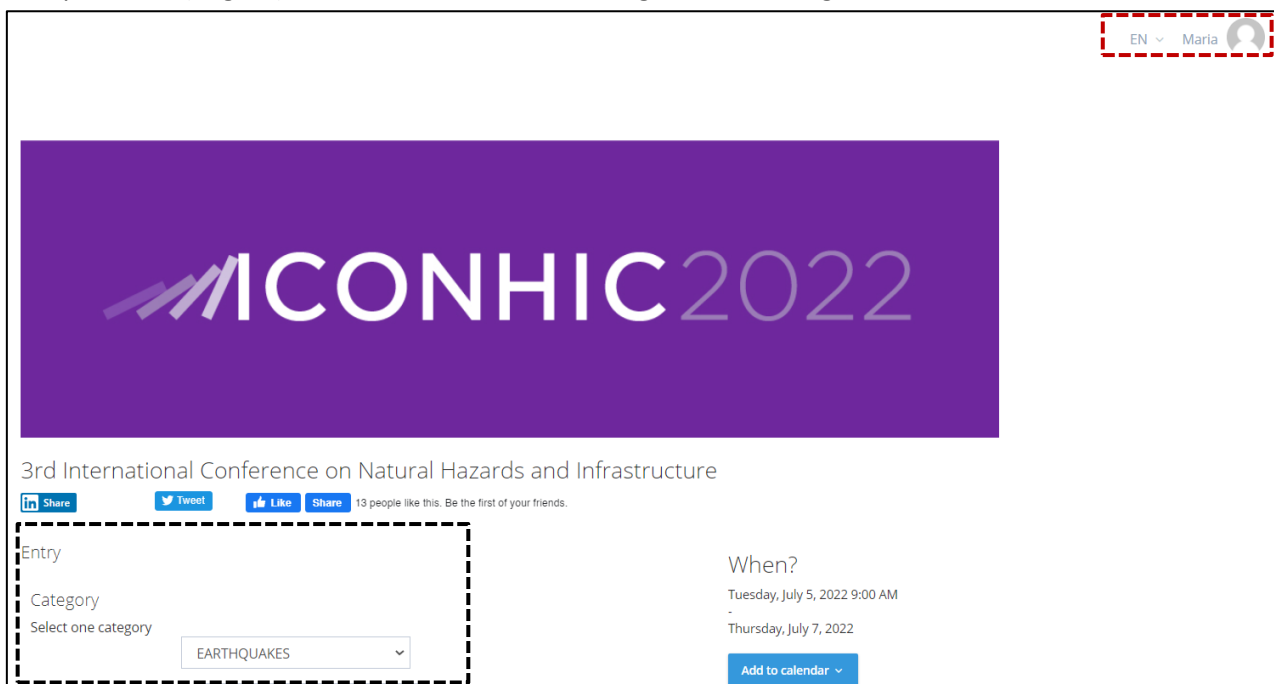


Figure 1: Snap from the eventora.com account, right upon signing up/ logging in. On the upper left, you can see your account name (dark red dashed box). On the lower left, you can see the fields to be filled in under 'Entry' (black dashed box).

3. Fill in all the fields, selecting the ICONHIC2022 category, where you are submitting your manuscript; salutation; institution/ company/ organization; country; paper ID; submission title; and co-author(s) (if any). Please note that you do not need to re-enter your first name, last name, and email (they are updated automatically).

Notes:

- Please opt for the same '**category**' as the one you selected during the abstract submission. In case you cannot recall it, or you would like to modify it, please opt for the category that best suits the content of your paper. Please pay special attention in case you are uploading a manuscript submitted to one of the Special Sessions of the conference. Here is a list of the Special Sessions for reference:

- Low-Cost Seismic Isolation for the developing World
- Innovative Ground Interventions and Metamaterial Concepts for Structure Protection
- Numerical simulations of resilient systems subjected to natural hazards
- Flood risk for bridges and transportation networks
- Restoration of transport infrastructure after natural hazards
- Insurance and engineering towards a more effective risk management
- Early warning systems for rainfall-induced landslides
- Structural design for extra-terrestrial hazards
- Physical and Numerical Modelling of Landslide-Structure Interaction
- Improving Resilience of Critical Energy Infrastructures
- UAVs application for inspection of bridges and power grids
- Multi-Hazard Risk and Resilience Assessment: Novel Applications to Networks and Systems of Assets
- Risks in Tomorrow's Cities: the interplay of risks and rapid urban development
- The '**Paper ID**' has been provided to you in one of the emails you have received from the ICONHIC secretary, upon abstract acceptance, and is identical to your 'Abstract ID'. Please look for an email entitled 'Notification of Abstract Acceptance' sent to you by secretary@iconhic.com. In some cases, this email was sent to the authors by alternative personal accounts, when failure of delivery was reported. In case you are unable to find the Paper ID, please contact us, stating your name, surname, abstract title, and category, and we will provide it to you.

4. Check the 'I agree to the terms of use and Privacy Policy' box and upload your full submission both in .pdf and .docx (or .doc) format. Press the green 'Submit' box. You will now see a link stating 'You can register to the conference by clicking [here](#)', in case you would wish to register to the conference. Please note that registration can also be done via this [link](#), found on the ICONHIC2022 website. Both methods will direct you to the Registration page.

Note:

- In case you are submitting over one paper, then you should follow the process above as many times, as the papers you are submitting. Click on the link of Step 1. To submit a new paper, without logging out of **eventora.com**. As a reminder, there is an extra fee of 100 €/ paper, for three or more submitted papers by the same primary author. Up to two papers are covered by the Registration Fee.

5. After the Full Manuscript has been successfully submitted you will receive an email notification entitled 'Thank you for submitting a paper to our conference'.

Access the paper(s) you have submitted to ICONHIC2022

Authors can now continuously check the status of their paper submissions to the conference. They are required to visit their paper submission, after the review process has been concluded. They can also check their paper submissions on an ad hoc basis. Each Full Manuscript falls within the following categories, upon review: (1.) accepted with no edits, (2.) accepted with minor edits, (3.) accepted with major edits, (4.) rejected. Each author is notified whenever each of their paper(s) has been reviewed and action is required. In case the paper requires editing, the author should access it, edit it, and eventually re-upload it. In case you wish to access your Full manuscript, please follow the steps below:

1. Log into your **eventora.com** account. You should be directed to a page identical to the one in Figure 2, namely the Home page of **eventora.com** for each ICONHIC2022 author.

2. Click on 'My Submissions'. It is possible, that at this point an email verification process will be requested. Please check your email and click on the link that is sent to you by **eventora.com**.
3. You will be redirected to all your submissions to eventora.com-powered events. Look for the '3rd International Conference on Natural Hazards and Infrastructure', under the 'Name' column. In case you are using **eventora.com** for the first time, ICONHIC might be the only event displayed at this page (see Figure 3). Click on the 'Show' link, on the right side (see Figure 3, the dark red dashed ellipse). All the papers are now displayed (see Figure 4), along with their review status (dark red dashed ellipses) and list of actions required (purple rectangle box).

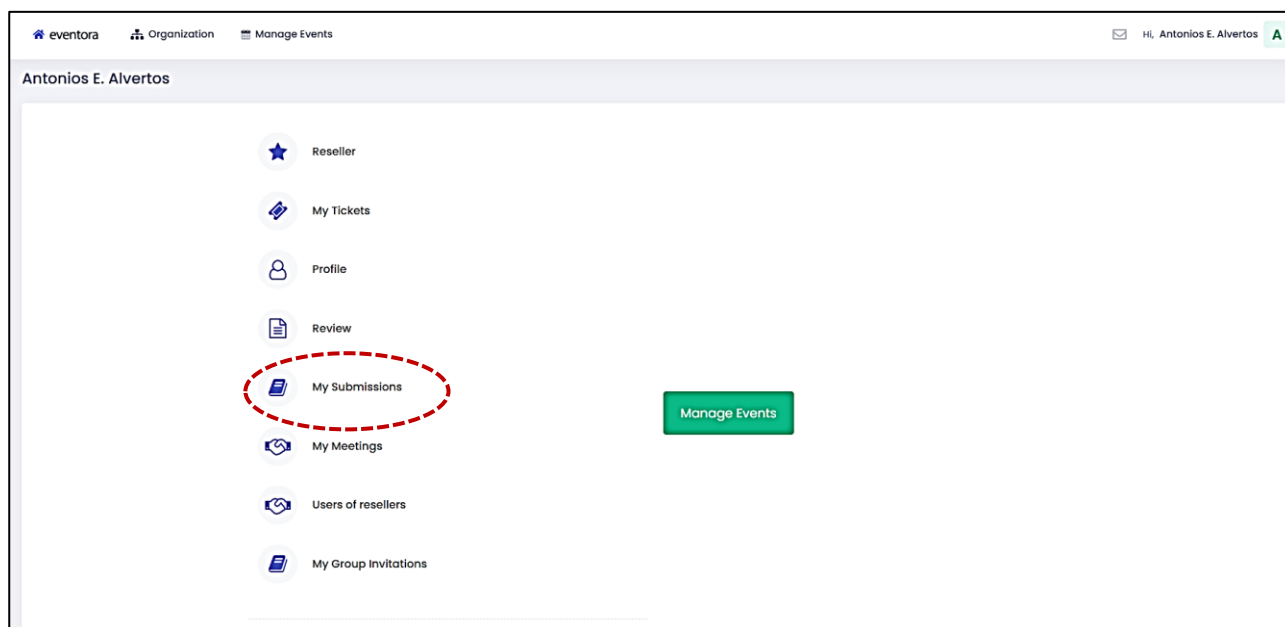


Figure 2: Snap from the Home page of the eventora.com account of each ICONHIC2022 author. Logging into one's eventora.com personal account (created at the time of Full Manuscript submission) is a prerequisite to granting access to this page. Authors are prompted to click on 'My Submissions' to check their paper(s) status.




Figure 3: 'My Submissions' page in the eventora.com account. Authors are prompted to click on 'Show' to preview their papers.

The screenshot shows the 'eventora' logo at the top left, followed by 'My entries' and the user name 'Antonios E. Alvertos'. Below this is a table with two columns: 'Entry' and 'Paper'. The table contains two rows of paper entries. The first row, 'NAME OF PAPER #1', has a submission date of '1/19/2021 12:52:20 AM' and a status of 'NOT REVIEWED' (circled in red). The second row, 'NAME OF PAPER #2', has a submission date of '1/15/2021 10:43:51 AM' and a status of 'MINOR REVISION' (circled in red). To the right of the second row, a dashed purple box highlights two buttons: 'Upload paper' and 'Reviewer comments'.

Entry	Paper
<p> NAME OF PAPER #1 1/19/2021 12:52:20 AM NOT REVIEWED Modelling Regulations and Initiatives on Climate Change</p>	
<p> NAME OF PAPER #2 1/15/2021 10:43:51 AM MINOR REVISION Improving Resilience of Critical Energy Infrastructures</p>	<p> </p>

Figure 4: Summary table of all papers submitted to ICONHIC2022, along with their (1.) review status (NOT REVIEWED, MINOR REVISION, etc.) and action plan, in case further actions are required upon revision (e.g., “Upload paper” for PAPER #2).

Register to ICONHIC2022

Authors can register to the conference in two ways:

1. Right upon paper submission, via the link: ‘You can register to the conference by clicking [here](#)’ (see Step 4. under “Submit a new Full Manuscript (Full Paper or Extended Abstract) to ICONHIC2022” above). You must have logged in to your **eventora.com** account for this link to direct you to the ICONHIC2022 Registration page.
2. By visiting the ICONHIC2022 ‘Online Registration’ page, available in this [link](#).

Both methods will direct you to the exact same Registration page.

ICONHIC2022 attendees are requested to opt for their Registration Fee class (Full Delegate or Student; Full Registration or One-Day Pass; etc.), and the quantity of registration tickets, they wish to issue. By clicking on the green ‘Register’ box, they are redirected to a page, where some details are required to be filled in, and the registration is finalized. Figure 5 provides a snap from this page. Authors are urged to note their ‘Paper ID’ (see also Step 3. under “Submit a new Full Manuscript (full paper or extended abstract) to ICONHIC2022” above), so that the ICONHIC2022 administrative group can easily match their Full Manuscript submissions with the registration. Please be reminded that up to two papers are covered by the Registration Fee.

Authors, who have submitted one or two Full Manuscripts, as primary authors, should note their Paper IDs in the ‘Paper ID’ field (separated by comma [,]), and cover their Registration Fee. Authors, who have submitted three or more Full Manuscripts, should note their Paper IDs in the ‘Paper ID’ field (separated by

comma [,]), cover their Registration Fee, and also cover the 'Extra Publication Fee' for each paper beyond the first two (+ 100 € for the third paper, + 200 € for the third and fourth paper, etc.).

Early Bird Registration Description + €390.00

When?

Tuesday, July 5, 2022 9:00 AM
Thursday, July 7, 2022

Add to calendar

Where?

Megaron Athens International Conference Centre
Petrou Kokkali 1
115 21 Athina
Kentrikos Tomeas Athinon, Greece

Report a problem | OpenStreetMap contributors
Click for larger map

Contact

Contact the organizer

Contact Details

First Name Antonios E.*
Last Name Alvertos.*
Email **This field hidden***
Institution / Company / Organization*
Country GREECE*

Have you submitted a paper?
In case you have submitted one or more papers to ICONHIC2021, please note their IDs in the field below.

Paper ID

I agree to the terms of use and Privacy Policy *

Figure 5: Snap from the Final Registration page, where authors fill in their details to be registered in ICONHIC2022 and note the paper or papers they have submitted in the field 'Paper ID' (dark red dashed ellipse). Up to two papers are covered by the Registration Fee.